8,010
collaborators engaged

5,460
educational materials developed

5,930
educators served

250
articulation agreements maintained

ATE 2025

35,710
students served

130
associate degrees operated

77
certificate programs operated

ATE Survey
atesurvey.evalu-ate.org

Data collected in 2025 to reflect ATE activities that took place in 2024.
See full report at bit.ly/atesurvey2025

2024 ATE Activities & Achievements

Highlights from the 2025 ATE Survey

Principal investigators for 94% of ATE grants (*n*=294, out of a total of 312 active ATE grants) completed the survey. Respondents represented grants supporting 271 projects, 18 centers, and five targeted research projects.

atesurvey.evalu-ate.org

35,710 students were served by ATE

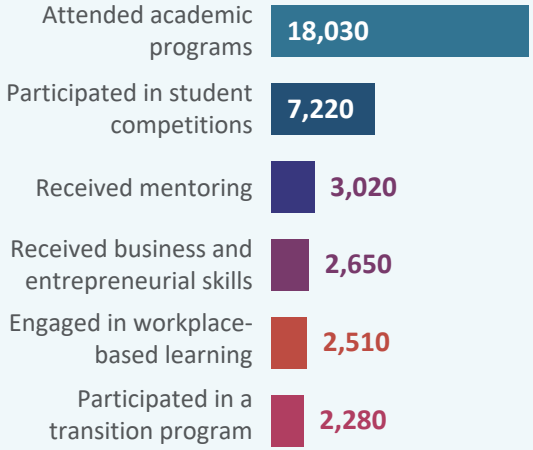

5,760 collaborators were engaged by ATE

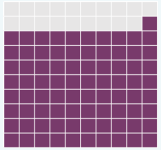

81% collaborated with business and industry

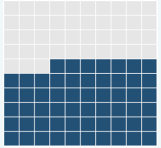

57% collaborated with other two- and four-year colleges

conducted **50** research studies

developed **180** publications
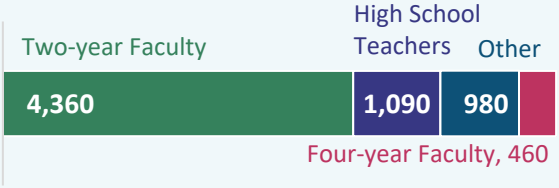
5,930 educators participated in 660 professional development activities